

Features

- Universal Input 100~240V AC
- Approved to CE, cULus, RCM (C-Tick), RoHS & REACH
- UL/IEC/EN 60950-1 Safety Approved
- DoE Level VI Efficiency
- Limited Power Source (LPS)
- Class II IEC C8 Connector
- Over Voltage & Short Circuit Protection



Ideal Power's 15DYS602-120500W-FX 60W AC/DC External Desktop Power Supply (PSU) Series are certified to CE, cULus, TUV, RCM (C-Tick), RoHS, REACH & EN 60950-1/IEC 60950-1/UL 60950-1 Standards and comply with the relevant Efficiency Regulations. These are primarily used in ITE, Audio & Video Industries and customised solutions are available upon request.

Models

Model Number	Output Voltage V DC	Output Current A	Output Power W	Efficiency %
15DYS602-120500W-FX	12	5	60	88

Input Data

	Min	Typical	Max	Units	Notes
Input Voltage	90	--	264	V AC	100-240VAC +/- 10%
Input Frequency	47	--	63	Hz	60Hz/50Hz Nominal
Input Current	--	--	1.5	A	at 100-240Vac input & Full load
Inrush Current	--	--	60	A	at 100-240Vac input and Max load for a cold start at 25°C
Leakage Current	--	--	0.25	mA	at 264Vac / 50Hz

Output Data

	Min	Typical	Max	Units	Notes
Output Voltage Range	11.4	--	12.6	V	
Ripple & Noise	--	--	150	mVpp	
Turn On Delay	--	--	3	S	at 100 Vac to 240 Vac input & Full load
Hold Up	--	--	5	S	at Full load & 115Vac/60Hz input turn off at worst case
Over Current Protection					Will recover if fault condition is removed
Short Circuit Protection					Will recover if fault condition is removed

Environmental Data

	Min	Typical	Max	Units	Notes
Operating Temperature	0	--	+45	°C	
Storage Temperature	-20	--	+80	°C	
Operating Humidity	10	--	90	%	non condensing
Relative Humidity	5	--	95	%	non condensing

Other Information

	Notes
Dielectric Strength	Primary to Secondary: 4242VDC / 5mA Max / 60 second (3 seconds for mass production)
MTBF	25,000 hrs at 25°C
Dimensions	120x52.5x32mm
Output Cord	16AWG UL2468, 1.2M Black
Output Connector	2.1mm x 5.5mm x 12.0mm

Safety Approvals

	Safety Standards
Safety Standards	IEC/UL/EN 60950-1
Approvals	UKCA, CE, cULus, RCM (C-Tick), RoHS & REACH

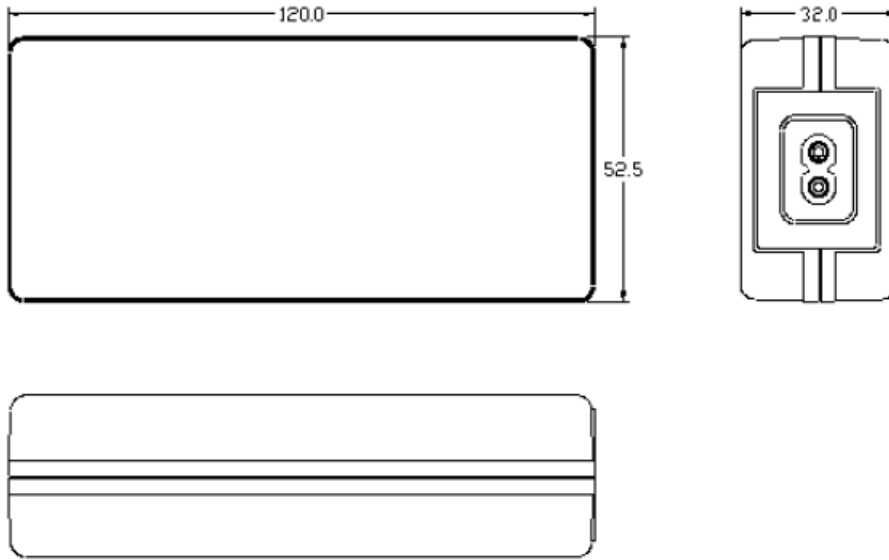
EMI Standards

	Test Level
EMI	EN 55022 / FCC Part 15 Class B / AS/NZS CISPR22

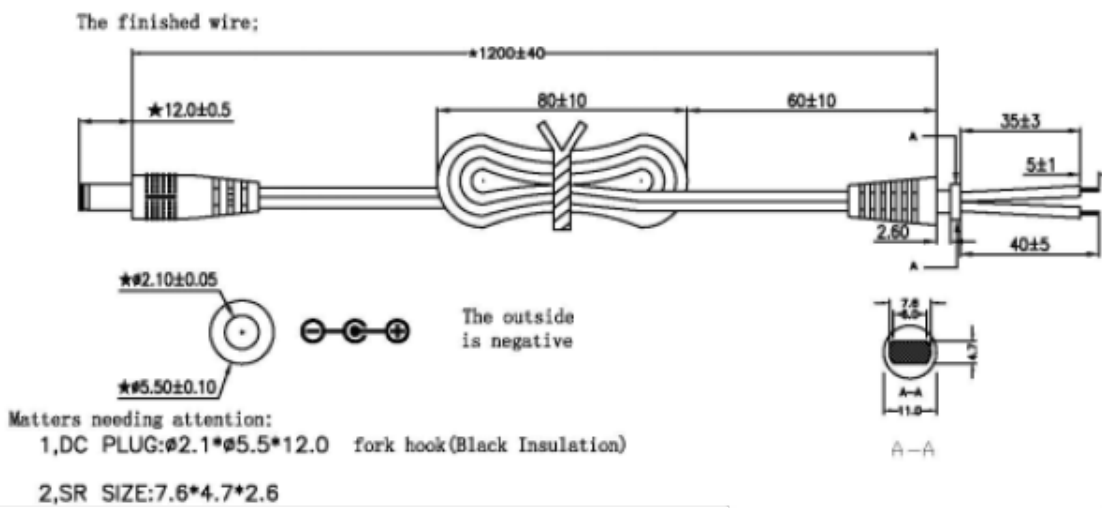
EMS Standards

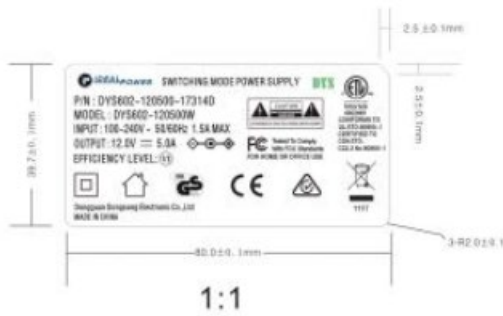
	Test Level	Test Criteria
EMS	EN 55024	
ESD	IEC 61000-4-2	Air discharge +/-8KV, Contact discharge +/-4KV Pass B
EFT	IEC 61000-4-4	AC-Input 0.5KV/1KV Pass A/B
Surge Voltage	IEC 61000-4-5	Differential mode +/-1KV. Common mode +/-2KV Pass A

Mechanical Drawing



Cable Drawing

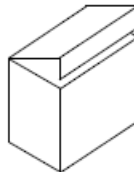


Label

Packaging

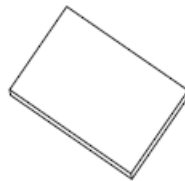
PLASTIC BAG



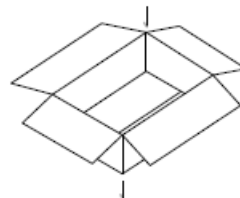
WHITE BOX



CARDBOARD



PAPER CASE


MECHANICAL DIMENSION:

	L(mm)	W(mm)	H(mm)
PLASTIC BAG	210	130	
WHITE BOX	143	70	60
CARDBOARD	370	296	
PAPER CASE	380	306	275

PACKING METHOD:

PACKING METHOD	10PCS/LAYER *4LAYERS
QTY	40PCS
N.G	11.0Kg
G.W	12.5Kg